

ALABAMA FAMILY ENGAGEMENT RESOURCE GUIDE

Session 2: Creating a Print-Rich Home

Introduction

Agenda

Introduction	2-7
At-Home Literacy Activities	8-15
Wrap-Up and Next Steps	16-20



Session Information

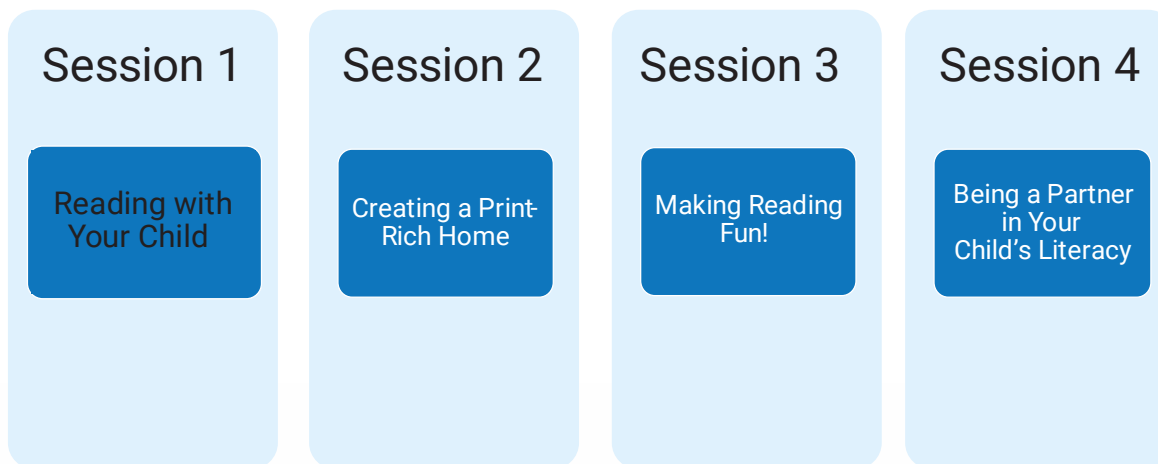


All participants have received a Family Resource Guide that includes all strategies shared during our session. Each session will have a new Family Resource Guide provided.



Q & A will be provided.

Four Virtual Sessions



7

Section 1: At-Home Literacy Activities

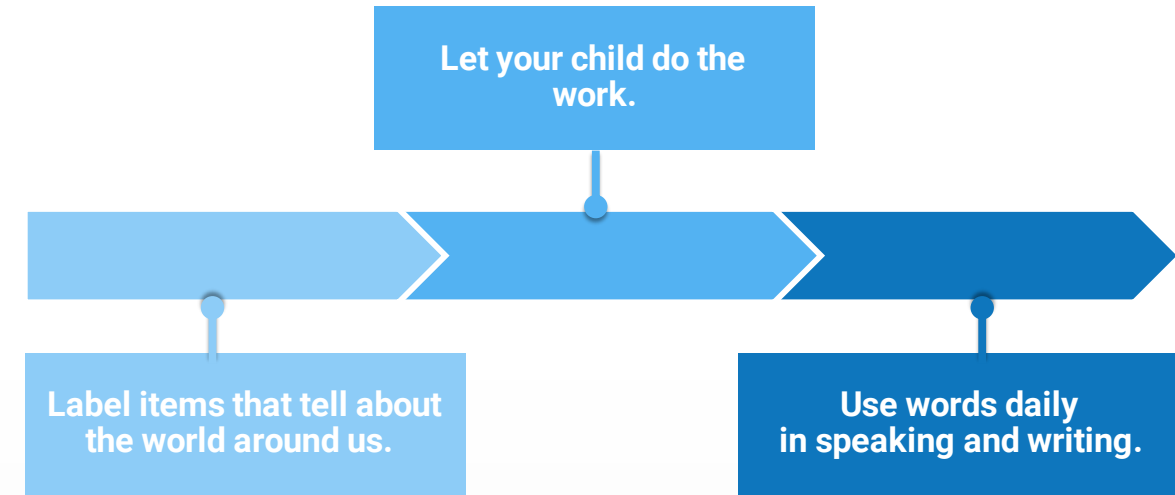
Four At-Home Steps for Raising Reading Achievement

1. Read with your child.
- 2. Create a print-rich home.**
3. Make reading fun!
4. Be a partner.

Resource Guide Page 2

9

Create a Print-Rich Home



11

Label Items That Tell About the World

- This is a long-term strategy.
- Surround children with words they should know and understand.
- Access the Resource: Math, Science, and Social Studies Words.



Math, Science, and Social Studies Words


Math	Science	Social Studies
graph	soil	atlas
quart	cycle	longitude
gallon	magnetic	latitude
degree	exercise	equator
scale	temperature	compass
volume	magnetic	mountain
area	energy	passage
divide	watts	treasure
arrange	solar	journey
dozen	photosynthesis	annual
yard	float	ascend

Resource Guide Page 5

10

Let Your Child Do the Work

- Most work = most learning.
- Authentic exposure.
- New labels each week.



12

Use Words Daily

- Set the example.
- Use words in speaking and writing.
- Observe how your child is interacting with words.
- Celebrate use!
- Look for words to appear in schoolwork.



13

Math, Science, and Social Studies Words



Math	Science	Social Studies
graph	soil	atlas
quart	cycle	longitude
gallon	magnetic	latitude
degree	exercise	equator
scale	temperature	compass
volume	magnetic	mountain
area	energy	passage
divide	watts	treasure
arrange	solar	journey
dozen	photosynthesis	annual
yard	float	ascend
value	smooth	captivity
calculate	steam	communicate
circular	digest	achievement
surface	fragile	map

Your Turn!

- Take this resource home.
- Try it out with your child.
- Join us back here for Session 3 and let us know how it went!



14

Four Virtual Sessions

Session 1

Reading with
Your Child

Session 2

Creating a
Print-Rich
Home

Session 3

Making
Reading Fun!

Session 4

Being a
Partner in
Your Child's
Literacy

15

Wrap-Up and Next Steps

Reflection and Feedback

Exit Ticket
One thing I learned today.
One thing I found interesting.
One thing I'd still like to learn.

In the chat box:

- One thing I learned today.
- One thing I found interesting.
- One thing I'd still like to learn.

17

Let Us Know Your Thoughts



18

Questions



Thank You, Alabama Families!

